

DESCRIPTION

The MS5000TH is an ultra-slim I/O adapter that does not provide any signal conditioning.

ORDERING CODE

Model _____ **MS5000TH -** /

Input & Output _____

No code: 1 input & 1 output, with a shunt resistor ON/OFF switch

- 1:** 1 input & 1 output, w/o a shunt resistor
- 2:** 2 inputs & 2 outputs, w/o shunt resistors
- 3:** 2 inputs & 2 outputs, w/ shunt resistors
- 4:** 2 inputs (switch-selectable) & 1 output, w/o shunt resistors
- 5:** 2 inputs (switch-selectable) & 1 output, w/ shunt resistors

Connection Type _____

No code: Screw connection

S: Spring-cage connection

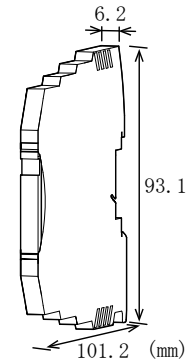
Options _____

No code: None

H: Polyurethane conformal coating

X: Others (Special order)

* For non-standard options, ask MTT for availability.



ORDERING INFORMATION

To place an order, please use the ordering code format as shown above.

- (e.g.) MS5000TH
- MS5000TH/S
- MS5000TH-3
- MS5000TH-3/S
- MS5000TH-3/SX (Shunt resistor 50Ω)

SPECIFICATIONS

INPUT/OUTPUT SPECIFICATIONS

Model MS5000TH

Input	1-5V DC voltage signal or 4-20mA DC current signal Notes: 1. When the front-accessible switch is turned on for current signal input, the internal 250Ω shunt resistor is connected across the input to output voltage signals. 2. The switch must be set to OFF for voltage signal input. 3. By default, the switch is set to OFF.
Shunt Resistor	250Ω (Accuracy: ±0.1%)

Model MS5000TH-1

Input	1-5V DC voltage signal
--------------	------------------------

Model MS5000TH-2

Inputs 1 & 2	1-5V DC voltage signal
-------------------------	------------------------

Model MS5000TH-3

Inputs 1 & 2	4-20mA DC current signal
Shunt Resistor	250Ω (Accuracy: ±0.1%)

Model MS5000TH-4

Inputs 1 & 2	1-5V DC voltage signal
Notes:	1. Output is switch-selectable for either input 1 or input 2. 2. By default, the module is configured to output IN1 signals.

Model MS5000TH-5

Inputs 1 & 2	4-20mA DC current signal
Notes:	1. Output is switch-selectable for either input 1 or input 2. 2. By default, the module is configured to output IN1 signals.
Shunt Resistor	250Ω (Accuracy: ±0.1%)

PERFORMANCE

Operating Environment	Ambient temperature: -20 to 65°C Humidity: 5 to 90% RH (non-condensing)
Storage Temperature	-25 to 70°C

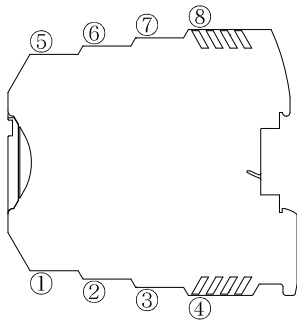
PHYSICAL

Installation	DIN rail mounting
Wiring	Screw connection or spring-cage connection Recommended tightening torque for screw connection: 0.5 to 0.6 Nm
Wire Size	0.2 to 2.5 mm ²
External Dimensions	W93.1 × H101.2 × D6.2 mm
Weight	60g max.

MATERIAL

Housing	PBT resin (UL 94V-0)
Terminal Screw	Tin-plated copper alloy
Printed Circuit Board	Glass fabric, epoxy resin (FR-4: UL 94V-0)

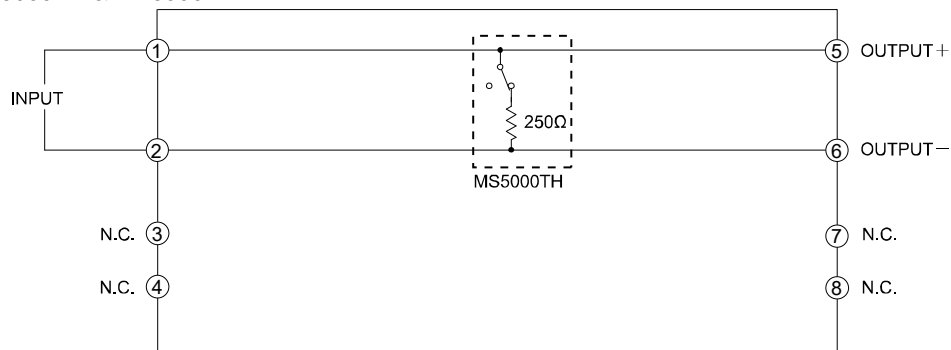
TERMINAL ASSIGNMENTS



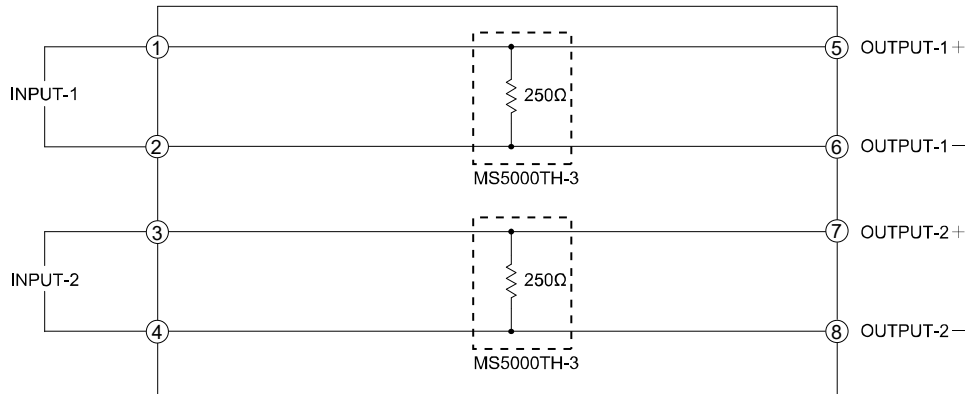
	MS5000TH MS5000TH-1	MS5000TH-2 MS5000TH-3	MS5000TH-4 MS5000TH-5
①	INPUT +	INPUT1 +	INPUT1 +
②	INPUT -	INPUT1 -	INPUT1 -
③	N.C.	INPUT2 +	INPUT2 +
④	N.C.	INPUT2 -	INPUT2 -
⑤	OUTPUT +	OUTPUT1 +	OUTPUT +
⑥	OUTPUT -	OUTPUT1 -	OUTPUT -
⑦	N.C.	OUTPUT2 +	N.C.
⑧	N.C.	OUTPUT2 -	N.C.

BLOCK DIAGRAM

MS5000TH & MS5000TH-1



MS5000TH-2 & MS5000TH-3



MS5000TH-4 & MS5000TH-5

